

ALICE



Alert
Lockdown
Inform
Counter
Evacuate

Schools are safe places. Sometimes we have drills at school. Drills help us practice how to stay safe in case of an emergency. It is important to listen to your teacher all the time. Especially when there is an emergency.



One way we might practice is to have a fire drill. Fires almost never happen in schools, but, just in case, we practice what to do if there is a fire. That keeps us safe!



There is a new type of drill at our school this year. It is called an ALiCE drill.

Alert

Lockdown


Inform

Counter

Evacuate



- An ALICE drill is to practice what to do if there is an **intruder** in our school.
- An **intruder** is a person who is not supposed to be in our school. When someone is in our school who is not supposed to be there, our teachers and principal want us to stay safe.
- Intruders** almost never come into schools, but, just in case, we need to practice what to do. That will keep us safe!

Alert & Inform



When there is an ALICE drill at our school, there will be an announcement over the loudspeaker. Someone will say, “Intruder Alert, Intruder Alert. Intruder Alert.”

When we hear the announcement,
we will be quiet and listen very
carefully to our teacher. We will
follow his or her directions. Our
teachers know just what to do.



Enhanced Lockdown

- Once the announcement is made, our teacher may tell us to stay in our classroom.
- Our teacher will let us know where to go. We should sit in a line spread around the classroom where the teacher tells us.



Enhanced Lockdown

- Here is how our class may sit in our classroom during an ALiCE drill when we stay in enhanced lockdown.
- We will need to be very quiet.



Lockdown

- Our teacher will lock the door to keep us safe.
- Our teacher will turn out the lights and put down the shades on the windows.




Lockdown

- Our teacher may block the door to keep us safe.
Or our teacher may need other materials to keep the door closed.

We will need to be very quiet.



- When we are practicing, I may get a funny feeling in my tummy. I may feel scared. It is okay to feel scared or nervous during a safety drill.
- Or it may seem silly and make me want to laugh, but I need to remember to be serious so I can learn how to stay safe with my classmates.
- I feel better knowing that my teacher, all my classmates and I are following the directions so we stay safe.




When the principal and the police officers check everything out and decide that the building is safe, the police will come to our classroom to let us know. We will wait until we hear from our police officers.



Evacuate

Our teacher may tell us that we are leaving the classroom and evacuating the building, just like we practice during fire drills. We may have to leave the building through a different door and line up outside in a different location called a “rally point”.



Evacuate

We must remain silent and move quickly out of the building during an evacuation. It is important to listen to our teacher and stay with our classmates.



Evacuate

- Our class will stay in a spot outside of school until it is okay to return to the building. This, will be a different location than where we stand during a fire drill evacuation.



An ALiCE drill is one way we practice being safe at school. All schools practice emergency drills so that we are safe and happy everyday at school. We practice what to do when there is an emergency at school.



WE LIKE BEING SAFE AT SCHOOL